
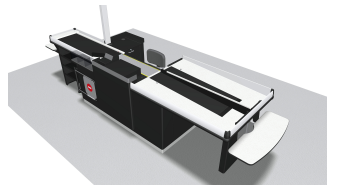
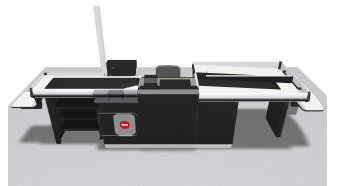



- ✓ Streamlined assembly process for quick store integration.
- ✓ Ergonomic design promotes cashier comfort and productivity.
- ✓ Flexible payment system compatibility for seamless transactions.
- ✓ Modular construction allows for easy maintenance and servicing.
- ✓ Enhanced visibility with LED lighting ensures smooth customer flow.



## Technical specification

Dimensions HxLxW mm	Min. 2550x1080x1820 mm (lxwxh) Max. 6300x1200x1820
Weight kg	Min 180 Kg - Max 350 Kg
Certifications	FI
Voltage	230 V
Operating temperature	+5-30 °C
Automatic Panic Reset	yes
Packing area alternatives	belt with divider
Payment options	Cash & Card
Customisable	yes
Installation	Dry indoor conditions
Scanners	Suitable for most standard range of scanners
Operating conditions	Dry indoor conditions Temperature +5-30 °C Humidity 20-70 %